

# An easy guide to the local bus in Okinoshima Town (Dōgo Island)?

## 隠岐の島町バスガイドブック



### Payment

Please pay your fare when you get off the bus. If you have to change buses to get to your destination, please pay twice (at the stop where you transfer, and at your destination).

### Bus Routes

Displays on the buses are in Japanese only.

For Fuse (布施) → Board the bus bound for "飯美" (Iibi)

For Goka (五箇) → Board the bus bound for "福浦" (Fukuura)

For Nakamura (中村) → Board the bus bound for "伊後" (Igo)

For Tsuma (都万) → Board the bus bound for "向山" (Mukoyama)



Bus fare slot  
Photo 1①

#### How to pay

Put the exact fare into the fare slot (photo 1①) next to the driver.

If you do not have the exact amount, JPY 1,000 notes, and JPY 500, 100, and 50 coins can be broken down in the money exchange slot (photo 1②).

Money exchange slot  
Photo 1②



Type A



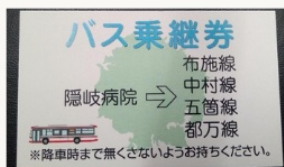
Type B

### Changing the bus


You can **change bus routes at the Oki Hospital**; all buses on the island go there. There is only one bus stop there. For some connections the bus stops at the hospital, but there is no need to change to another bus. Make sure to check the timetable in advance.

Passengers who plan to change the bus should get a **transfer pass ("norikaeken")** from the bus driver when getting off the first bus. If you get the transfer pass, you will get a **special discount** and pay max. JPY 500 for one way ride.


Transfer passes:



Saigō Port → Each Area  
西郷港→各エリア



Oki Hospital → Saigō Port  
隠岐病院→西郷港



Ichibata Bus → Municipal Bus  
一畑バス→町営バス



Bus stop outside Port Plaza at Saigō Port



Bus stop at Oki Hospital

Tsuma Area, Goka Area, Nakamura Area, Fuse Area