



Welcome to the Oki Islands

Oki-Toku

Special Ticket

ONLINE SALES ONLY

**How to use
the Oki-Toku Special Ticket**

Open the [website](#) from your smartphone and press the blue button shown below.

*Please apply for one person at a time.

In principle, customers who do not have a smartphone cannot apply for this campaign. Oki-Toku child tickets can be acquired directly at the ticket counter if the child does not have a smartphone. (This only applies to children.)

Reserve Here

No cancellation or change of application is required.
If you would like to change your application,
please click this application button and fill out the form again.

Click here!



*To avoid messages being filtered as spam,
please set your email preferences to receive emails
from "no-reply@bokun.io" and "no-reply@smartstampally.digital".

- Oki-Toku Special Ticket is a reservation for the free return trip service and is different from the actual boarding reservation.
- The 2nd class ferry, which is free on the return trip with the Oki-Toku Ticket, is unreserved seating, so reservations are not required.
- Please make a separate reservation for the Fast Ferry Rainbow Jet from the following link.
https://www.oki-kisen.co.jp/form/english_01/
- You can only apply for one person at a time. A separate smartphone and email address are required for each person.
- Recommended environment: Android 12.0 or higher/iOS 16.0 or higher (please be sure to check the version before applying).

Please apply individually. Each person needs a smartphone.

10:31

Oki-Toku Special Ticket

[Book now](#)

Stay 1 night or more in the Oki Islands and enjoy the experience at least 1 participating activity to get your 2nd class return ferry ticket free!

This application form is for the electronic Oki-Toku Special Ticket.

Please choose the date of departure (ferry to the Oki Islands).

No contact is necessary for cancellation. If you need to change your information, please submit a new application.

Points to note when applying

(1) About your smartphone

- A smartphone with a camera function is required. You can only apply for one person at a time. If you are visiting the islands with 2 or more people, please prepare a smartphone for each person and apply

ああ widgets.bokun.io

10:47

(1 person use)

1

Choose a date

August 2024

Mon	Tue	Wed	Thu	Fri	Sat	Sun
			1	2	3	4
5	6	7	8	9	10	11
12	13	14	15	16	17	18
19	20	21	22	23	24	25
26	27	28	29	30	31	

Booking Summary

ああ widgets.bokun.io

Please select the date of your arrival in the Oki Islands.

Please use the e-mail address which you can check from your phone.

10:33

Your email address * ✓
[Redacted]

Phone number * ✓
[Redacted]

Gender * ✓
[Redacted]

Nationality * ✓
[Redacted]

Date of birth *
[Redacted]

Continue

Total (JPY) 1 item ¥0

widgets.bokun.io

10:34

Oki-Toku Special Ticket

Travellers	Departure
1 (1 person use)	Sun, August 18 2024

Booking Questions

Full name * ✓
[Redacted]

SmartStampRally password *Please enter 8-20 alphanumeric characters. * ✓
[Redacted]

A SmartStampRally account will be created for you. To participate in the electronic stamp rally, please login with the email address you entered on the previous page (your login ID) and this password.

Total (JPY) 1 item ¥0

ああ widgets.bokun.io

This is the login password for the Oki-Toku Special Ticket Campaign stamp acquisition webpage. Your email address will serve as the ID.

Please review carefully and check off these confirmation items, as they are the participation conditions for the Oki-Toku Special Ticket.

10:35 📶 🔋

⋮

Special Ticket.

Do you have a smartphone with a camera function?

If your smartphone is not within the recommended environment, you cannot apply for the electronic Oki-Toku Special Ticket. Please be sure to check the version before applying.

Is your smartphone within the recommended environment? *Recommended environment: Android 12.0 or higher/iOS 16.0 or higher

You can only apply for one person at a time. A separate smartphone and email address are required for each person. If you are visiting the islands with 2 or more people, please prepare a smartphone for each person and apply separately.

**You will not be able to apply for your next trip while currently using the electronic Oki-Toku Special Ticket. Please wait until your current trip is finished to apply.
**Please note that if you do try to apply during your trip, the stamps you have collected will be reset and you will not be able to participate in the stamp rally.*

Please confirm that you are not currently traveling using the electronic Oki-Toku Special Ticket.

This program cannot be combined with other deals such as student discounts, disability

1 item

Total (JPY) ¥0

🔒 widgets.bokun.io

10:35 📶 🔋

⋮

(Shichirui Port or Sakaiminato Port). Please be careful not to forget to scan this code.

Caution

This form is only an application for the electronic Oki-Toku Special Ticket. The reservation confirmation email will have a "paid in full" notification, but you are still required to purchase a one-way ticket to the islands at the Oki Kisen ticket counter

The Fast Ferry Rainbow Jet for their return trip will be charged the difference of 3,170 JPY (express fare)

A separate reservation is required to board the Fast Ferry Rainbow Jet. Please make a reservation through the Oki Kisen website.

Please be sure to register an email address that can be accessed via smartphone.

The Oki-Toku Special Ticket is a ferry service only. It cannot be used for airplane travel.

The Oki-Toku Special Ticket can only be used when traveling to and from Shichirui Port or Sakaiminato Port. It does not apply to travel between the islands.

1 item

Total (JPY) ¥0

🔒 widgets.bokun.io

After reviewing the terms and conditions, cancellation policy, and privacy policy, please check these boxes off and confirm the booking.

10:35

You're booking

Oki-Toku Special Ticket

Travellers: 1 (1 person use) | Departure: Sun, August 18 2024

Confirm

I accept the terms and conditions and cancellation policy

I have read and consent to privacy policy

Confirm booking

Click here! [by Policy](#)

1 item

Total (JPY)	¥0
Due now (JPY)	0
Due on arrival (JPY)	¥0

widgets.bokun.io

Confirm

I accept the terms and conditions and cancellation policy

I have read and consent to privacy policy

Oki-Toku Special Ticket

Fri, August 30 2024

Cancellation policy

- Fully refundable until 30 August 2024 at 00:00

Due to system constraints, the cancellation policy states that a full refund will be provided; however, please note that this campaign does not involve any payment.

Additionally, no notification is required in case of your cancellation.

If you need to change your arrival date, name, address, contact information, or other details, please reapply from the beginning.

You will get **three e-mails** at first.

The titles of the e-mails are as follows.

① Booking: "your booking date" (@OKI-T XXXXXX)

② 【電子版おき得乗船券2024】仮登録完了

Oki-Toku Special Ticket: Temporary Registration

③ 【おき得乗船券】宿泊・体験予約はお済みでしょうか？

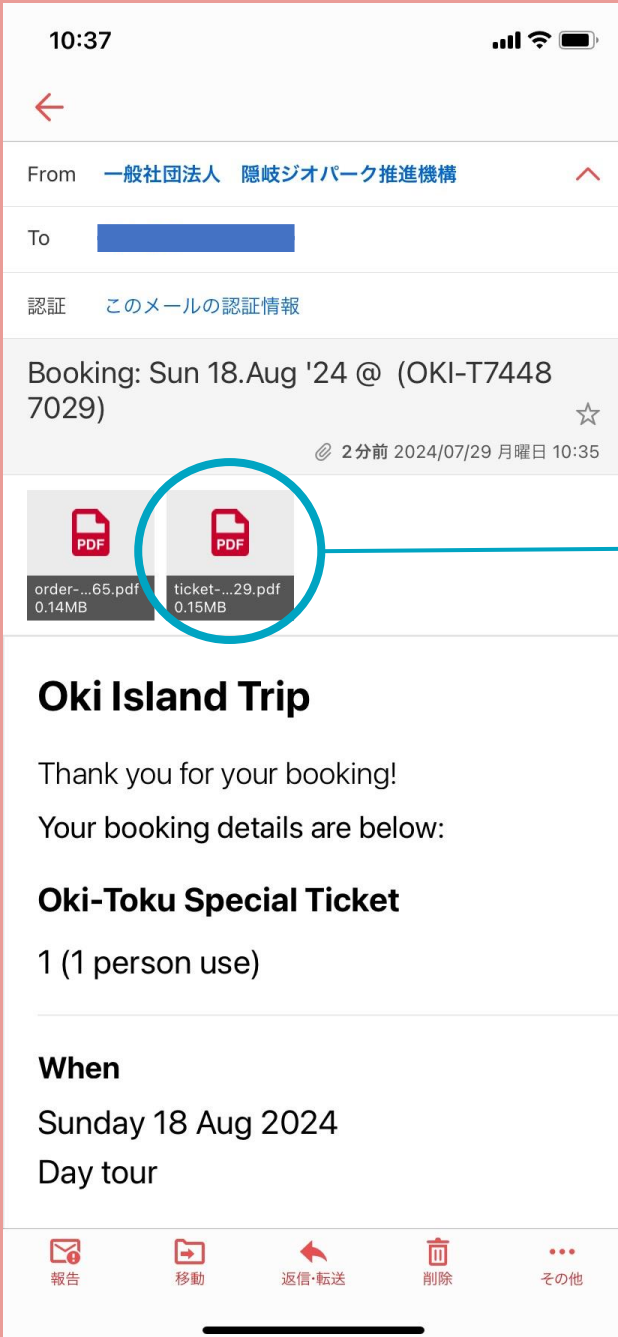
Oki-Toku Special Ticket: Have you booked your accommodation and activities?


NOTE: At this point, you haven't finished your application yet.



① Booking: "your booking date" (@OKI-T XXXXXX)

The attached PDF contains the information you have registered. It also includes **your password**, so please check it if you have forgotten it.



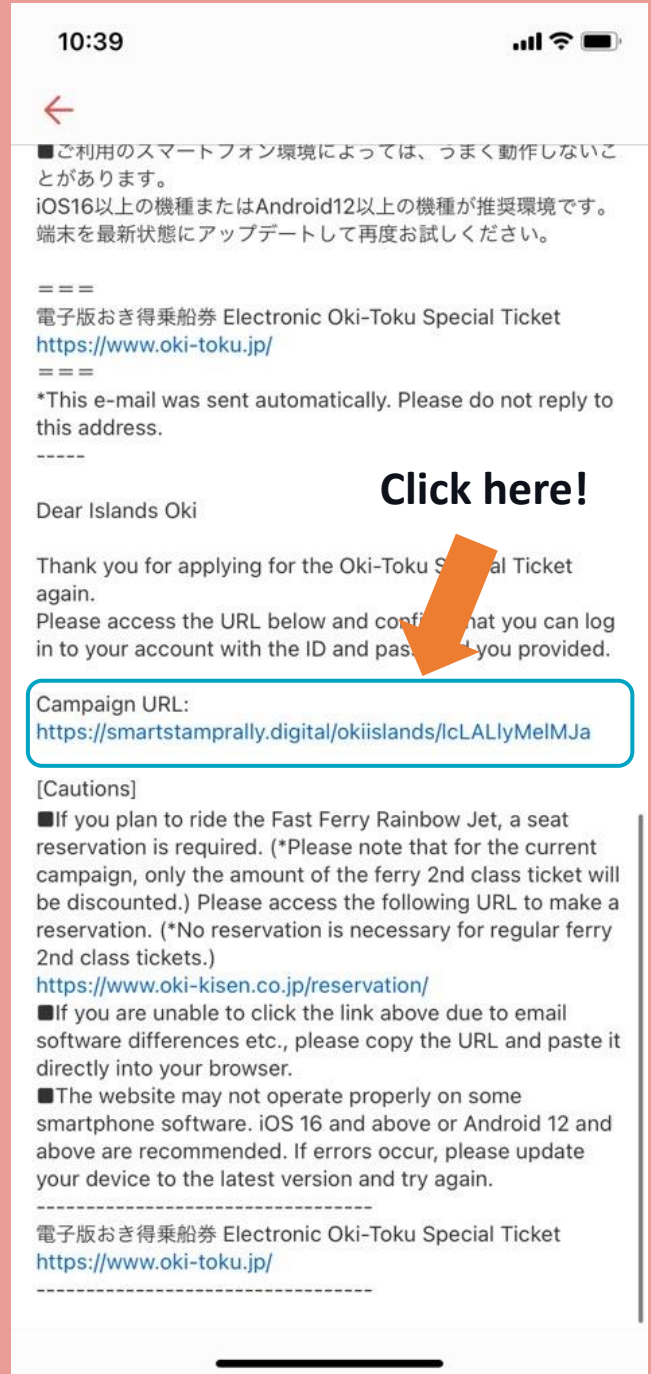
 OKI-T74487029		Ticket: OKI-T74487029 (OKI-47810765) Paid in full Islands, Oki atengyu@yahoo.co.jp +81 9092745585	Oki Island Trip reserve@uki-geopark.jp https://www.eki-ne/
Product			Quantity
Oki-Toku Special Ticket			
料金			
Start time Sun, August 18 2024			(1 person use) : 1
Full name Oki Islands			
SmartStampRally password *Please enter 8-20 alphanumeric characters.			
Postal code (no hyphen)			
Prefecture 48.その他(Outside Japan)			
Address			
Would you like to receive future emails about tourism information and questionnaires from the Oki Islands Geopark Management Bureau?			
Yes			
How did you first learn about the Oki-Toku Special Ticket?			
01.隠岐の島旅【隠岐の公式観光ポータルサイト】(Visit the Oki Islands (Official Tourism Website))			
At the time of submitting this application, have you already made any of the following reservations? (Multiple answers possible)			
01.宿泊施設(Accommodation)			
Was the information about the Oki-Toku Special Ticket easy to understand?			
01.分かりやすい(Yes, easy to understand)			
If you answered "It was a little difficult" or "No, difficult to understand," please explain (optional).			
Do you have a smartphone with a camera function?			
Yes			
Is your smartphone within the recommended environment? *Recommended environment:Android 12.0 or higher/iOS 16.0 or higher			
Yes			
You can only apply for one person at a time. A separate smartphone and email address are required for each person. If you are visiting the islands with 2 or more people, please prepare a smartphone for each person and apply separately.			
Yes			
Please confirm that you are not currently traveling using the electronic Oki-Toku Special Ticket.			
Yes			
This program cannot be combined with other deals such as student discounts, disability discounts, and others.			
Yes			
After you submit this application, you will receive an email with the SmartStampRally URL. Please follow the link and complete your registration within 24 hours of receiving the email.			

② 【電子版おき得乗船券2024】仮登録完了

Oki-Toku Special Ticket: Temporary Registration

Please click the campaign URL in the e-mail within 24 hours to complete your registration. Then you are done!

If 24 hours pass, you will not be able to complete the registration, so please be careful.



When you click the URL, you will be directed to the following screen. This completes your registration. We recommend saving this page or bookmarking it.



The screenshot shows a mobile app interface for registration completion. At the top, the status bar displays the time 14:01, signal strength, 4G, and battery level. Below the status bar, there is a blue header with a back arrow and the text 'Y!メール', a logo for '新刊 乗込券', and the RID '8FB6K4B-01' next to a menu icon. The main content area is white and features the title '新規登録' (New Registration) in blue. Below the title is a progress indicator with four blue circles connected by a line. The first three circles contain a white checkmark and are labeled 'step 情報入力', 'step 内容確認', and 'step 仮登録完了' respectively. The fourth circle contains the number '4' and is labeled 'step 本登録完了'. Below the progress indicator, there is a message in Japanese: '本登録ありがとうございました。マイスタンプ画面にて参加してください。' (Thank you for your registration. Please participate on the My Stamp screen.) Below the message is a blue button with a white left arrow and the text 'マイスタンプへ' (To My Stamp). At the bottom of the screen, there is a blue footer with the text 'Copyright © ALL Rights Reserved.' and a red arrow pointing to the 'マイスタンプへ' button.

14:01
◀ Y!メール
新刊 乗込券
RID : 8FB6K4B-01

新規登録

step 情報入力 step 内容確認 step 仮登録完了 step 4 本登録完了

本登録ありがとうございました。マイスタンプ画面にて参加してください。

◀ マイスタンプへ

Copyright © ALL Rights Reserved.

Click this button to go back to the main page.

At Shichirui or Sakaiminato Port

When you are at Shichirui Port or Sakaiminato Port, you will see the poster below; you can get the ferry stamp here.

*Please note that you need to fill out the passenger boarding form and buy the one-way ticket to board the ferry.

OKI-TOKU SPECIAL TICKET
おきとく乗船券
 WEB限定

境港

スマートフォンで読み取って
 「おき得乗船券」のエントリーをお願いします。

電子版

QR

電子スタンプ取得用QRコード

ご注意とお願い

- ご利用には「**事前のウェブ予約**」が必要です。(乗船日を除く「**3日前**」まで)
- 往路の七類港、境港では、割引無しの「**正規運賃**」をお支払いください。
 各種割引「**学生割引、身体障がい者割引、団体割引など**」はご利用できません。
- 所定の「**乗船名簿**」をご記入のうえ、窓口にて「**乗船券を購入**」してください。
- 上記の「**QRコードが読み込めない場合**」には、乗船券発売窓口にお申し出ください。
「乗船証明書」をお渡しますので、隠岐諸島に到着したら **速やかに** 各港にあります
「観光協会」に乗船証明書を提出しエントリーの手続きをお願いします。
- 「**小人運賃をお支払いでスマートフォンをお持ちでないお子様**」には、「**小人用のスタンプ台紙**」をお渡します。乗船券発売窓口で乗船券を購入の際に係員にお申し出ください。

Important Notice

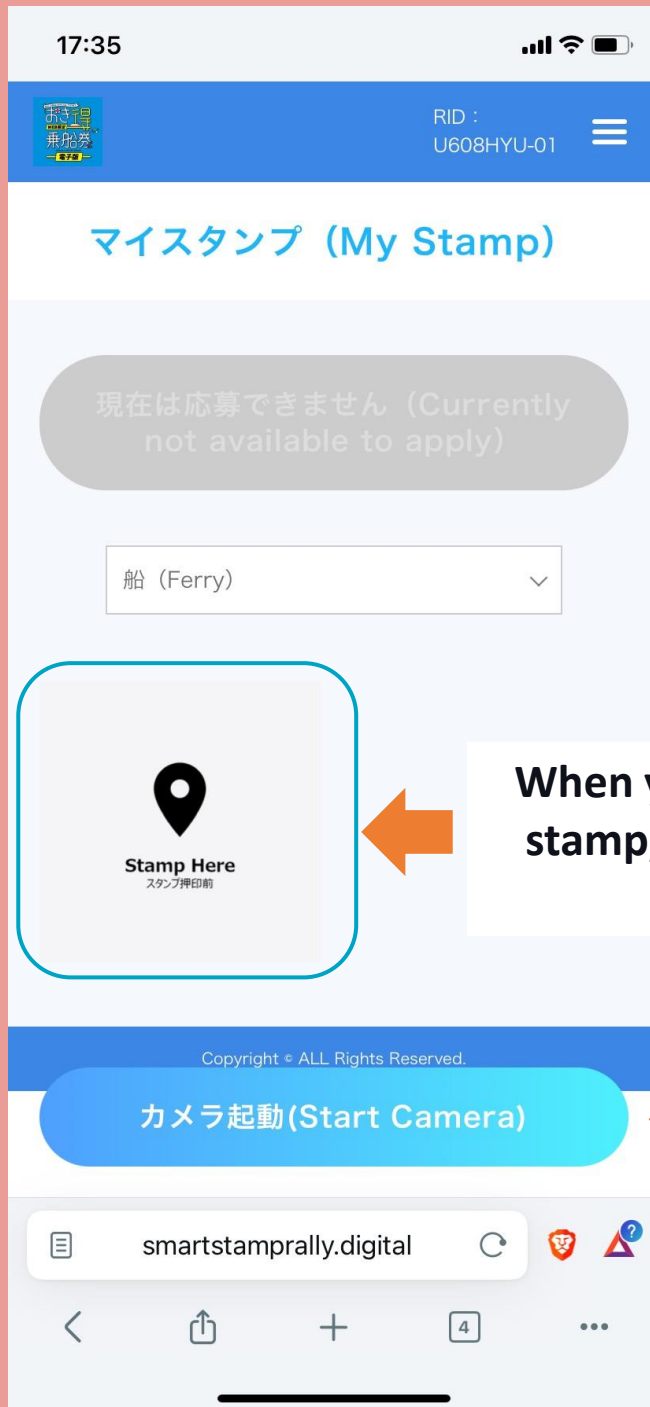
- To use this service, **you must have registered at least 3 days in advance** through the Oki-Toku Special Ticket digital application.
- Please buy a boarding ticket** to the Oki Islands at the ticket counter. To purchase the ticket, you must fill out a passenger list first.
- If you **cannot scan the QR code**, please ask the staff at the ticket counter. They will give you **a boarding certificate**.
- Please take **the boarding certificate to the "Tourist Information Center"** located in each port **as soon as** you arrive in the Oki Islands.

TEL: 08512-2-1577 (予約) 08512-2-1122

11

How to read the QR codes

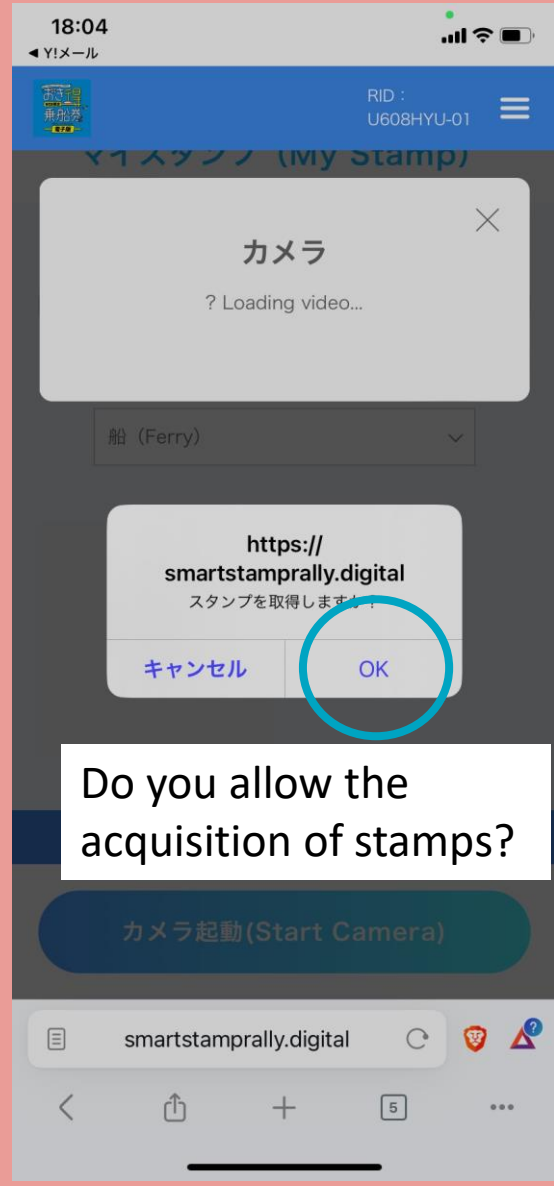
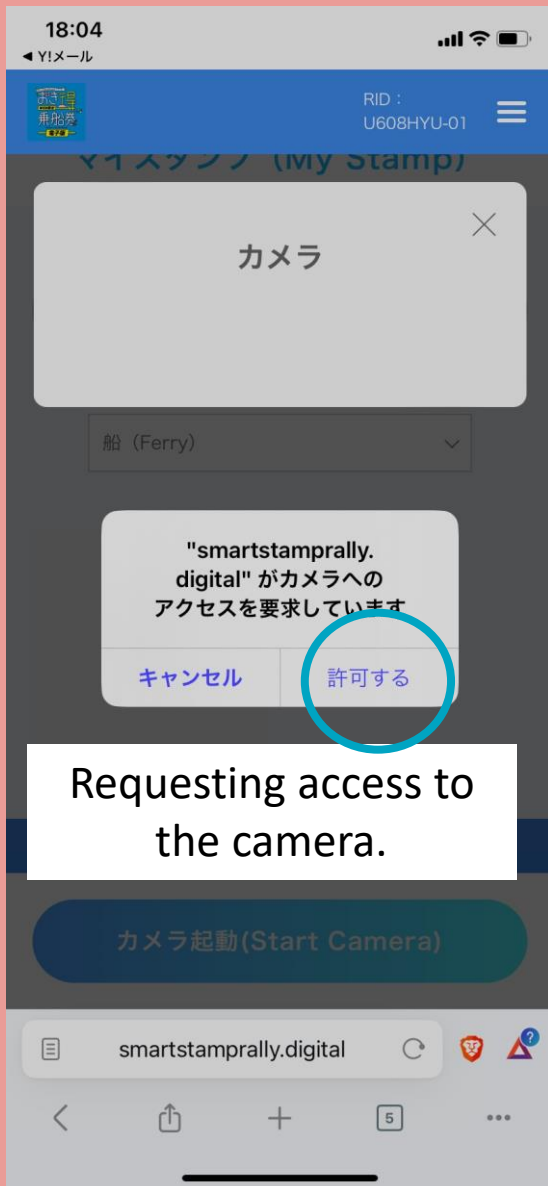
Please open the stamp rally webpage(the Campaign URL), and press “Start Camera” button to activate the camera and scan the QR code.



When you acquire a stamp, it will show here.

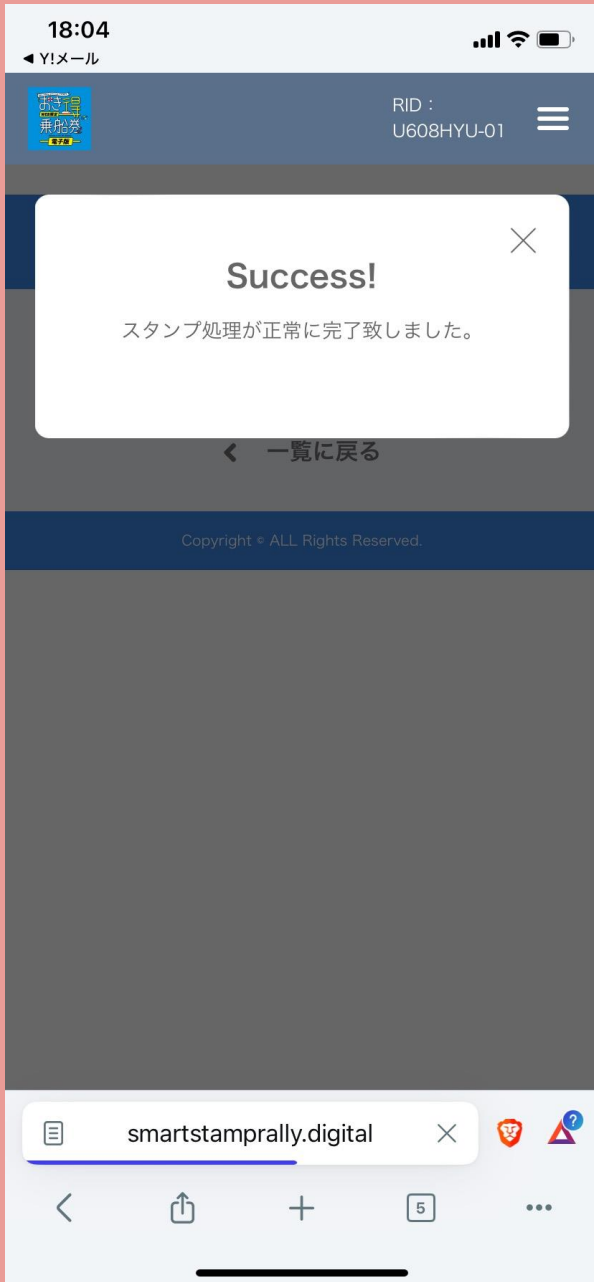
カメラ起動 (Start Camera)

Let the camera scan the QR code.

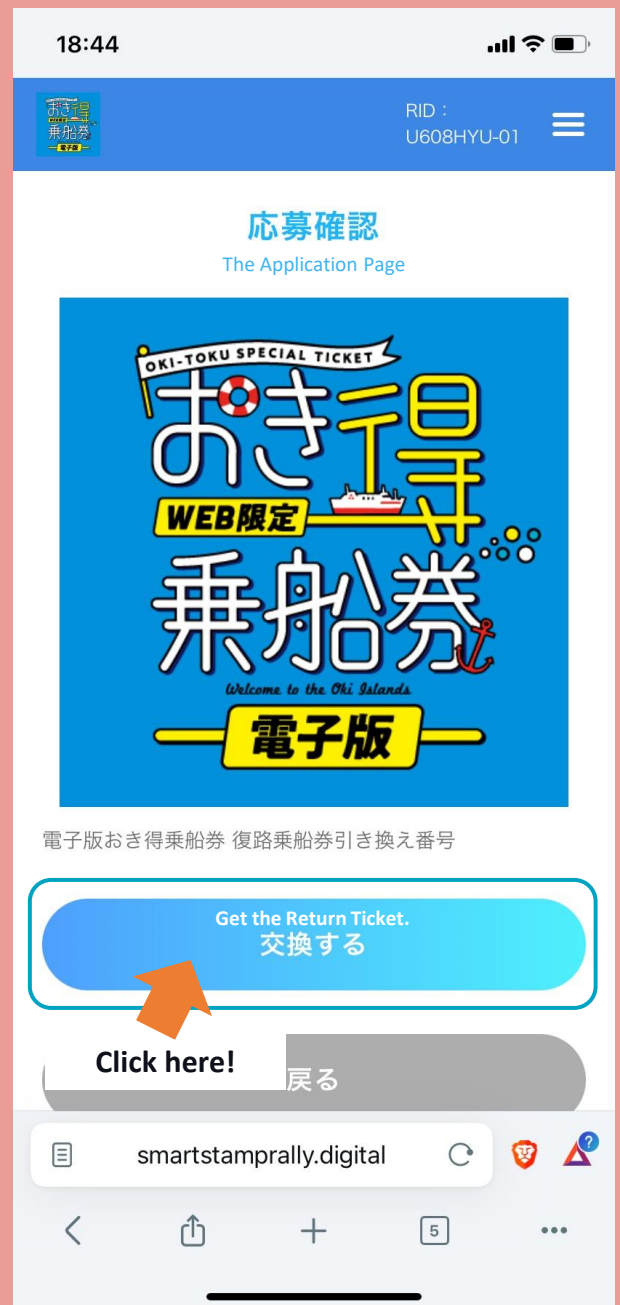
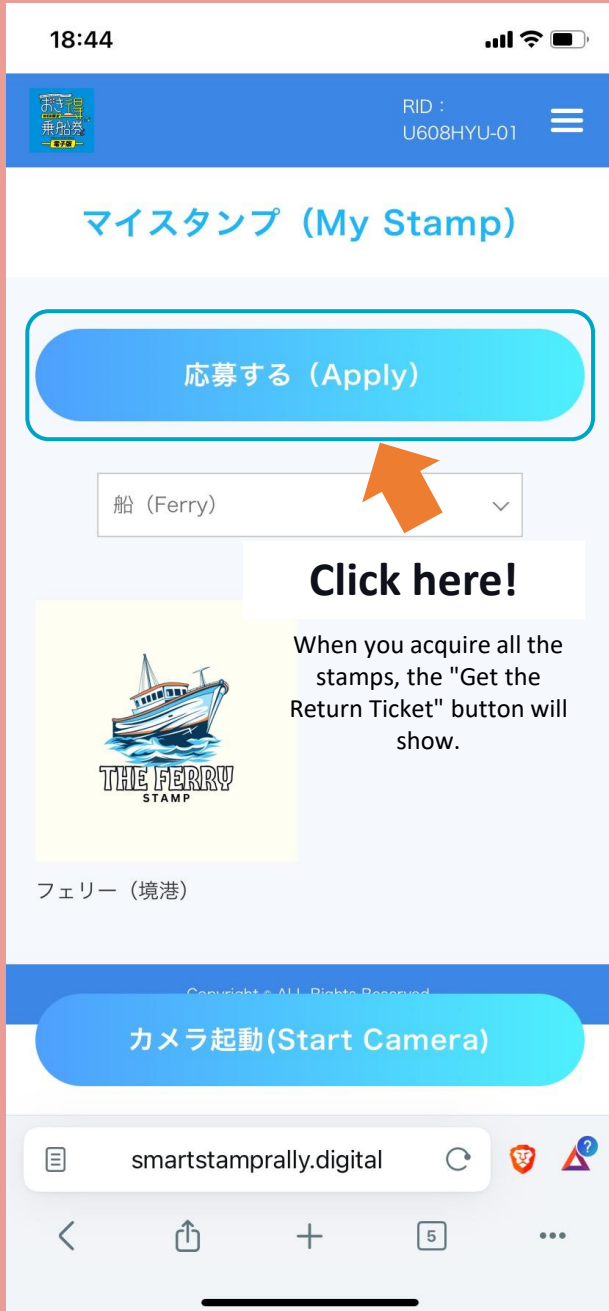


You got the ferry stamp!

Please obtain the stamps for accommodation and activities following the same procedure.



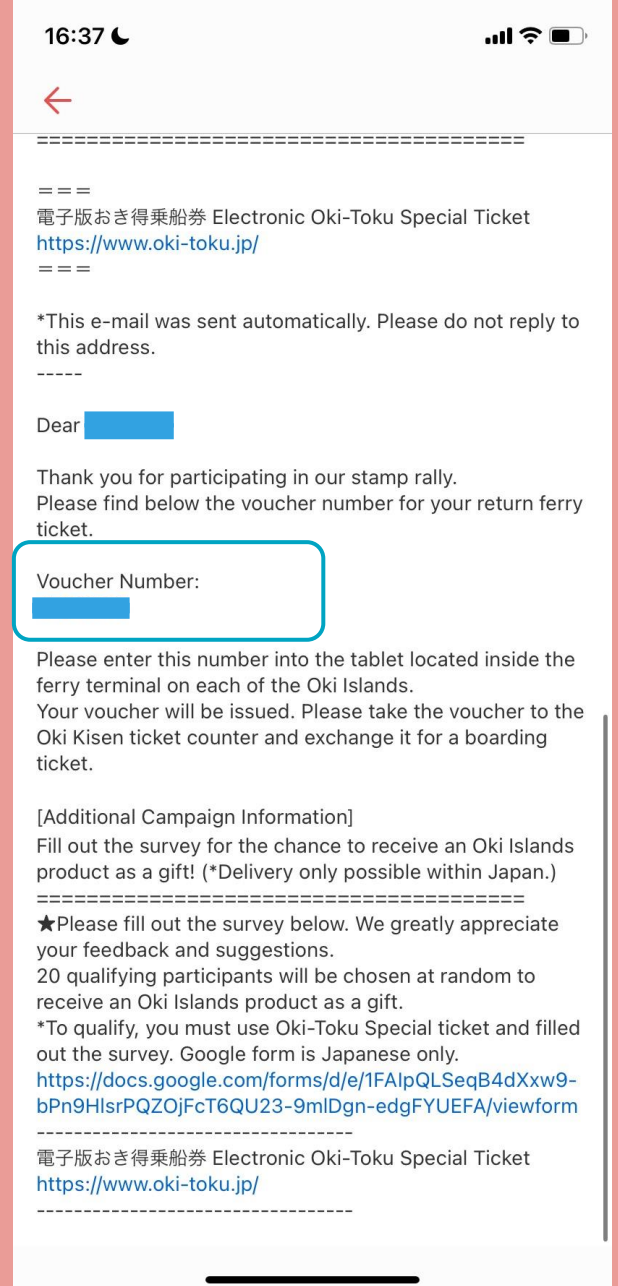
Once you have the ferry, accommodation, and activity stamps, you qualify to apply for the free return ticket.



You are done! You will get the ferry ticket voucher number by e-mail.



You will get the voucher number for the return ticket in your E-mail.



Please scroll down to the bottom of the email for the English translation.

Please enter the voucher number on the tablet at the nearest terminal or tourist association, either Saigō Port (Okinoshima Town), Beppu Port (Nishinoshima Town), Hishiura Port (Ama Town), or Kurii Port (Chibu Village).

引き換え券の発券はこちら

Ticketing

キャンペーンに参加してスタンプをためた方は、8桁の引換番号をこちらの端末から入力して、発券された復路乗船券の引換券を窓口に提出してください。

Your voucher will come out from this machine.
Please bring your voucher to the ticket counter and exchange it for a ferry ticket.

引換番号を入力する

Enter voucher number



① 以下、選択してください。(please select below)

乗船日 (Boarding date) :

船種類 (Type) :
※事前予約が必要 (Advance booking required)

乗船港 (Departure Area) :

下船港 (Destination Area) :

次へ (next)

入力内容をお確かめの上、「次へ」ボタンを押してください。
Please confirm the entered information.

[戻る \(Back\)](#)

Please enter the voucher number mentioned in the email.

乗船日 (Boarding date)	: 2024年5月21日
船種類 (Type)	: 高速船 (Fast Ferry)
乗船港 (Departure Area)	: 来居 (Kurii)
下船港 (Destination Area)	: 七類港 (Shichirui)

② 引換番号を入力してください。 (Please enter your voucher number)

1 2 3 4 5 6 7 8 9 0

[引換券を発券する \(Issue the voucher\) >](#)

[戻る\(Back\)](#)

入力内容をお確かめの上、「引換券を発券する」ボタンを押してください。
Please confirm the entered information.

Press the [Issue the voucher] button to complete the process.
Please wait without touching the tablet screen until the exchange ticket is issued.

発券が完了しました。
The voucher has been issued.

プリンターから引換券が印刷されます。
発券された引換券を窓口に提出してください。

この度は、おき得乗船券キャンペーンにご参加いただき、
ありがとうございました。
またのお越しを心よりお待ちしております。

Please bring this voucher to the ticket counter and
exchange it for a ferry ticket.

[TOPへ戻る \(Back to the top page\) >](#)

Please take this voucher ticket to the Oki Kisen ferry company counter and exchange it for a return boarding pass. In the event that the voucher ticket is not printed, please contact the nearest tourist association or the Oki Kisen counter with the exchange number email as proof.

復路乗船券と引き換えますので、
こちらの引換券を窓口までお持ちください。

Please bring this voucher to the ticket counter and exchange it for a ferry ticket.

【注意事項】

- ・当館施設と観光体験の利用証明(スタンプ)により復路フェリー(2等運賃)が無料になります。
- ・窓口にて乗船券とお持ちください。
- ・復路(離島→本土)は往路乗船日の翌日からご利用になれます。
- ・離島間内航は別途乗船運賃が必要です。
- ・高速船利用の場合はご予約の上、別途急行料金が必要です。
- ・同行者や家族等を含む他人への譲渡は出来ません。
- ・紛失・盗難・滅失等による再発行はできません。
- ・本引換券に記載されていない事項については、離島汽船の運送約款ならびに(一社)離島シオパーク推進機構が定める企画乗船券(おき得乗船券)発行事業約款によります。
- ※申込時、引換券発券時にご登録頂いた情報に基づき印字しています。印字内容に不備がある場合は、手書きでご修正ください。
- ※乗船名簿は離島汽船「個人情報保護方針」に基づき取扱います。

お名前 (Name) :
乗船日 (Date) :
ご住所 (Home Address) :

引換番号 (No.) :
性別 (Sex) : 男性 (M) 女性 (F)
年齢 (Age) : 歳
行先 (Destination Area) : 七類 (Shichirui) 境港 (Sakaiminato)

乗船する船

フェリー (Ferry)

高速船 (Fast Ferry)

おき (OKI) くにが (KUNIGA) しらしま (SHIRASHIMA)

レインボージェット
(RAINBOW JET)

※窓口にて切り取りますので切り取らずにお持ちください。Do not cut or tear.

乗船引換券 (本社控)

お名前 (Name) :
乗船日 (Date) :
引換番号 (No.) :
引換有効期限 (Expiration date) :
乗船港 : 西郷 (Saigo) 別府 (Beppu) 菱浦 (Hishiura) 来居 (Kurii)
行先 (Destination Area) : 七類 (Shichirui) 境港 (Sakaiminato)

乗船する船

フェリー (Ferry)

高速船 (Fast Ferry)

おき (OKI) くにが (KUNIGA) しらしま (SHIRASHIMA)

レインボージェット
(RAINBOW JET)

Troubleshooting Q & A

Before coming to the Oki Islands

After registering, if you do not receive the email:

- Please check if the domains '@bokun.io' and '@smartstamprally.digital' are not blocked.
- Please check if the email has not been placed in the spam folder.
- Your e-mail address may have been mistaken when registering. If so, please register again with the correct e-mail address.

If you cannot open the campaign URL:

- It is possible that the website is being blocked because you are opening the website from outside of Japan. In that case, please try clicking the URL after arriving in Japan.
 - Since you need to complete the final registration, please email us if you are unable to open the provided URL. We will log in to the administration system and complete your account registration.
- *The Email address is written on the last page.

Troubleshooting Q & A During your travel

If any troubles happen when you try to get the ferry stamp at Shichirui or Sakaiminato Port:

•Please go to the Oki Kisen ticket counter at Shichirui or Sakaiminato Port and tell the employee you are using Oki-toku Special Ticket, info them that it does not work, and show the email you received to prove you are using the service.

Say or show the employee the following message: “Oki-toku wo riyō shite imasu ga umaku ikimasen. Jyōsen shōmeisho wo itadake masuka?”

「おき得を利用していますが、うまくいきません。乗船証明書をいただけますか？」

After you receive the boarding certificate, fill in your name and phone number.

Bring the certificate to the nearest tourist association and give it to the employee there.

If you have any other questions, please contact the following e-mail or phone number.

Oki Islands Geopark Management Bureau

E-mail: okikan-en@e-oki.net

TEL: 08512-2-1577



This is the boarding certificate.
(乗船証明書 Jyosen shōmeisho)



Our office is located at Saigo Port (Okinoshima Town), on the right side of the building on the picture.